

Dauphin County MH/ID Annual Report Overview FY 16-17

Presented to the MH/ID Advisory Board January 25, 2018

Agenda

- ▶ Mission, Vision
- ▶ Executive Summary
- ▶ Funding
- ▶ Intellectual Disabilities Program
- ▶ Early Intervention Program
- ▶ Mental Health Program
- ▶ Crisis Intervention Program

Dauphin County MH/ID Mission and Vision

(Adopted by the MH/ID Advisory Board 3/31/11)

Mission

The Dauphin County MH/ID Program provides funding and administrative oversight for services in our community that support people and their families living with developmental delays, mental illness, and intellectual disabilities. Our mission is to assure that these services are of the highest quality possible, are cost-effective, and are readily available to all who need them. We promote family-centered services in our early intervention program, recovery and resiliency in our mental health program, and self-determination in our intellectual disabilities program.

Vision

Every person and family that we serve will have a network of family, friends, advocates, and supportive services to provide assistance in living a full and productive life in our community.

FY 16-17 Executive Summary

- ▶ The MH/ID Program values partnerships and collaboration with consumers, families, providers and community agencies.
- ▶ Priorities for the year included improving system responses to persons with serious mental illness in the criminal justice system, employment, housing, and collaboration.
- ▶ We focused on services most vital to the individuals we serve to assure access to treatment, supportive services, and opportunities for independence and successful community living.
- ▶ MH/ID Program staff provided training and modeled improved collaboration, and communication for service planning efforts for people diagnosed with mental illness and an intellectual disability, including working with CMU staff to enhance collaboration and team processes.
- ▶ MH staff focused on improving HealthChoices provider capacity and working with PerformCare to increase quality and clinical initiatives, and preparing to implement value-based purchasing.
- ▶ ID staff focused on ODP's new program regulations, a five-year waiver renewal submission to CMS that included a plan for community inclusion and many new service offerings aimed at greater independence and supporting families as care givers, and incorporating persons with a diagnosis of autism into ODP waivers administered by the county program.
- ▶ Early Intervention partnered on several research projects to study and implement evidence based practices and improving provider capacity to support continued growth in referrals and children served.

Funding Overview

PROGRAM	EXPENDITURES FY 14-15	EXPENDITURES FY 15-16	EXPENDITURES FY 16-17	% CHANGE
MH	\$18,569,975	\$17,989,576	18,091,599	0.57%
ID	\$3,597,980	\$3,718,327	3,376,918	-9.18%
EI	\$1,694,843	\$1,790,815	2,062,743	15.18%
County Match	\$865,221	\$870,956	861,525	-1.08%
Grants/Other	\$934,609	\$939,268	956,069	1.79%
TOTAL	\$25,662,628	25,308,942	25,348,854	0.16%

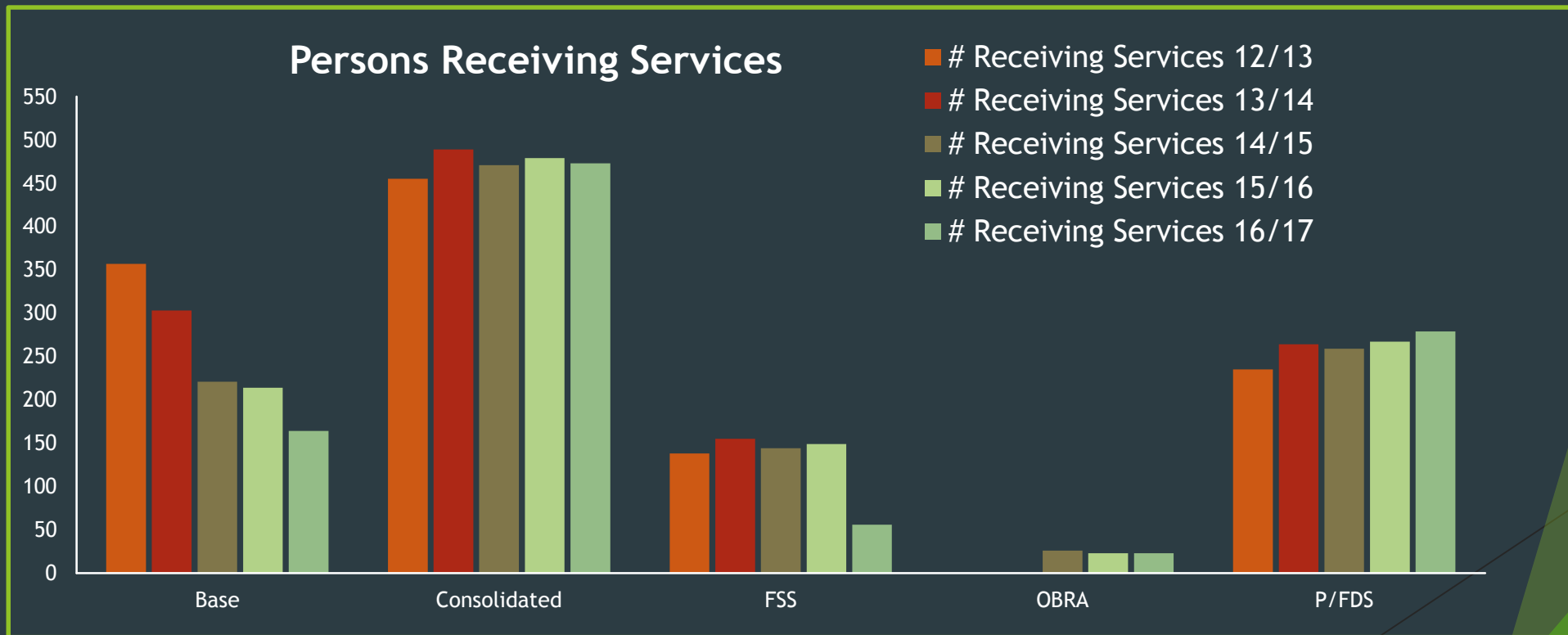
PROGRAM AREA	PERSONS SERVED FY 13-14	PERSONS SERVED FY 14-15	PERSONS SERVED FY 15-16	PERSONS SERVED FY 16-17
Mental Health	4,422	4,537	4,208	3,958
Intellectual Disabilities	1,211	1,121	1,132	995
Early Intervention	677	707	826	897
Crisis Intervention	3,190	3,185	3,230	3346
Total	9,500	9,640	9,396	9,196

Intellectual Disabilities Program

- ▶ The ID program received limited waiver opportunities to serve new persons in need of intellectual disability services. We received an additional nine (9) Person Family Directed Support opportunities for 2017 Dauphin County graduates.
- ▶ Multiple efforts are underway to increase opportunities for individuals to work and, at the same time, explore meaningful day opportunities, as well as have an adequate and responsive safety net of services available if individuals experience job loss or change.
- ▶ Project Search: Employed graduates from our first & second cohorts obtained employment making minimum wage or higher with benefits. Our employment rate for Project SEARCH graduates is 70%.
- ▶ Supporting Families: The majority of individuals are supported by their families and other natural supporters. Our system continues to explore how to best meet the needs of families. Dauphin County joined the Supporting Families Community of Practice - Supporting Families throughout the Lifespan. This is a regional collaborative with Cumberland-Perry, Lebanon, and Lancaster Counties. The focus of our work in this area is supporting individuals and those that care about them to consider and discover all the ways that they increase life experiences, access all resources such as the community, personal connections, technology and formal system services

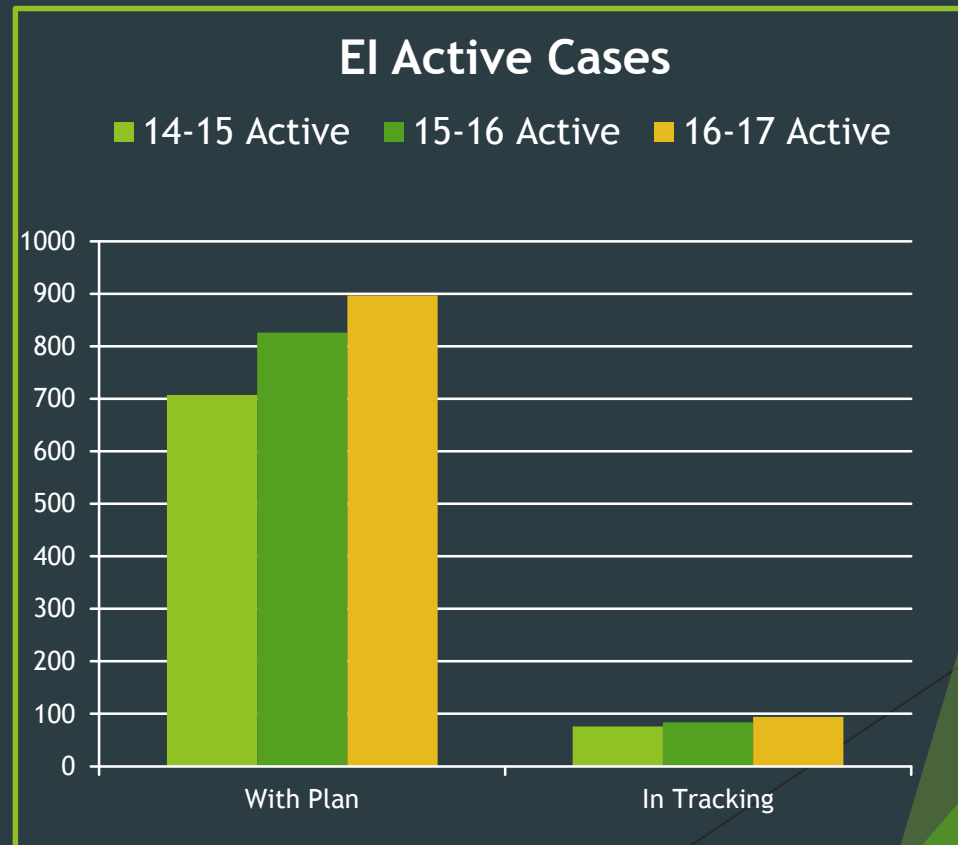
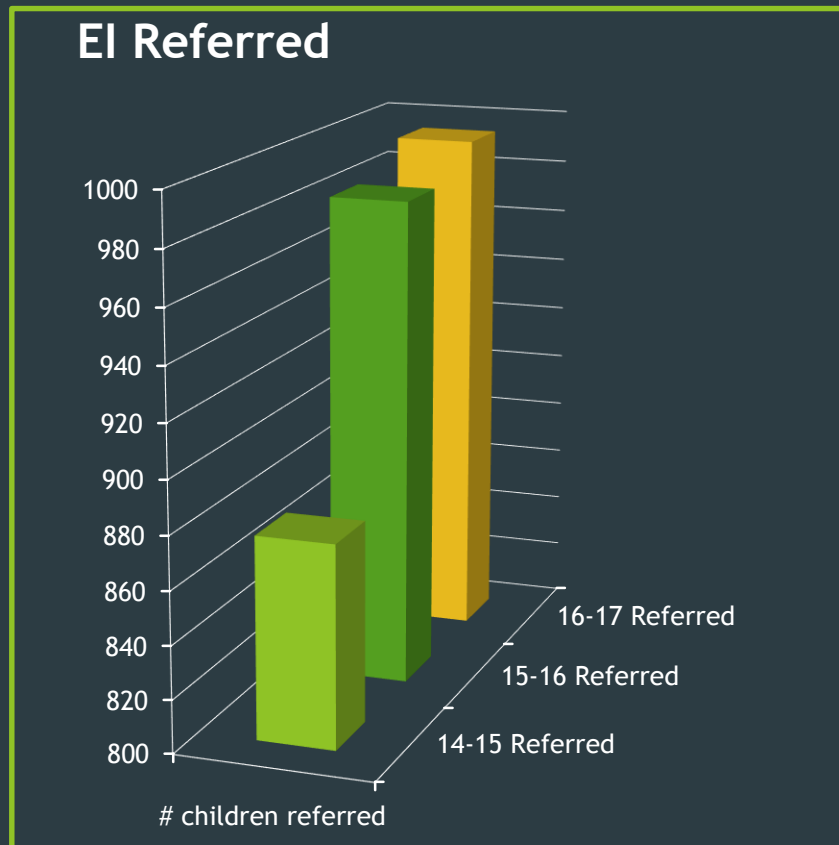
Intellectual Disabilities Program

- All 34 eligible students who graduated in June 2017 were offered ID services.
- Over 51 new individuals needing emergency services received waiver-funded services.
- The top reasons that individuals exit the waiver are switching from one waiver to another, death, or declining services due to the use of natural supports.



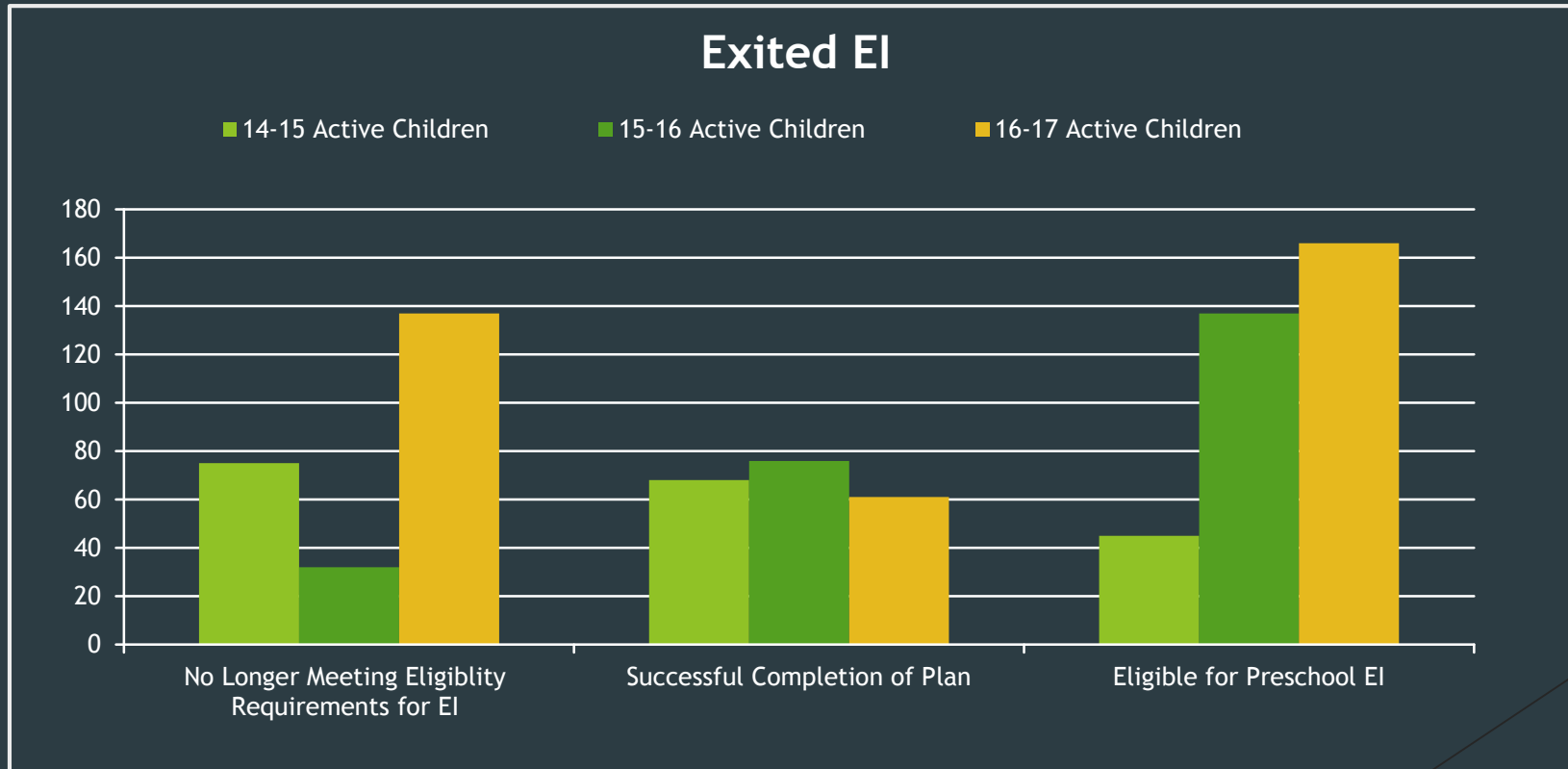
Early Intervention Program

Children in Dauphin County are at moderate to high risk for school failure.
Northern Dauphin communities had ~54 children referred to or enrolled in EI in 16-17.
Harrisburg area communities had ~509 children referred to or enrolled in EI.
Middletown/Highspire/Steelton communities had ~80 children referred to or enrolled in EI.



Early Intervention Program

- ▶ Exited EI - no longer met eligibility requirements: 137 or 15% of all active children
- ▶ Exited EI - successful completion of the child's IFSP outcomes: 61 or 7% of all active children
- ▶ Exited EI - 0-3 program & eligible for EI 3-6: 166 or 18.5% of all active children
- ▶ Exited EI - unsuccessful attempts to contact a child/family - 229 or 25% of the 916 child files closed in 16-17.



Mental Health Program

- ▶ Danville State Hospital Data: 32 Bed Cap

Admitted	Discharged	Continuous Stay	Unduplicated	LOS < 1 year	Census 6/30/16
12	16	18	46	3	30

- ▶ Serving high need individuals in the community:
- ▶ 73 referrals for Extended Acute Care services. 36 referrals (49.5%) admitted to Wellspan-Philhaven or Holy Spirit EAC. 37 persons (or 50.5%) diverted.
- ▶ Adult residential programs served 396 persons. 235 people served in programs other than short term crisis and diversion CRR programs. 70 or 29.8 % of the 235 individuals were discharged during the fiscal year.
- ▶ Focus on Housing: Bridge Rental Subsidy, 811 Project, Sunflower Fields, Shelter Plus Care
- ▶ 519 individuals were screened for MH Jail Diversion/Reentry Services. Of those individuals, 93 (18%) met all the criteria and were offered services and 48 individuals (9%) were pending approval.
- ▶ Focus on Evidenced - Based Programs and Recovery Oriented Services
- ▶ Implemented First Episode Psychosis Grant

MH Program Residential Discharge Data

Type	Number in 14-15; 15-16; 16-17	Percentages in 14-15; 15-16; 16-17	Examples
Recovery	33/37/36	45.2%/47.4%/51.4%	Independent housing, appropriate use of treatment/support resources
Higher Level of Care - Psychiatric	9/9/9	12.3%/11.5%/12.9%	Referred to IP care such as Danville State Hospital or Extended Acute Care
Higher Level of Care - Medical	7/10/6	9.6%/12.8%/8.5%	Referred to inpatient medical care and/or skilled nursing care
Incarceration/Arrest	7/6/7	9.6%/7.7%/10%	Arrested and/or sentenced in pending court matter to incarceration
AWOL	8/5/2	11%/6.4%/2.9%	Left without notice or plan
Rule Violation	4/6/6	5.5%/7.7%/9.3%	Repeated program rule violation such as drinking on premises, aggression towards staff
Same Level of Care - Transfer	2/5/2	2.7%/6.4%/2.9%	Choice
Deceased	3/0/2	4.1%/0%/2.9%	
Total	73/78/70	100/100/100.0%	

MH Person Served Data

County Funded Service Type	2016-17 Persons	2015-16 Expenditures
Administrator's Office	N/A	\$926,834
Assertive Community Treatment	15	119,769
Administrative Case Management	3,174	1,520,315
Community Employment	79	245,641
Community Residential Services	396	10,969,105
Community Services	1,196	368,616
Consumer-Driven Services	197	153,739
Emergency Services	1,815	616,037
Family Support	103	69,614
Housing Support	201	1,098,078
Crisis Intervention	2,359	999,887
Outpatient	197	285,390
Partial Hospitalization	41	235,034
Peer Support Services	27	36,426
Psych. Inpatient Hospitalization	1	6,942
Psychiatric Rehabilitation	102	439,013
Social Rehabilitation	123	603,355
Targeted Case Management	748	834,319
TOTALS	3,958	\$20,048,114

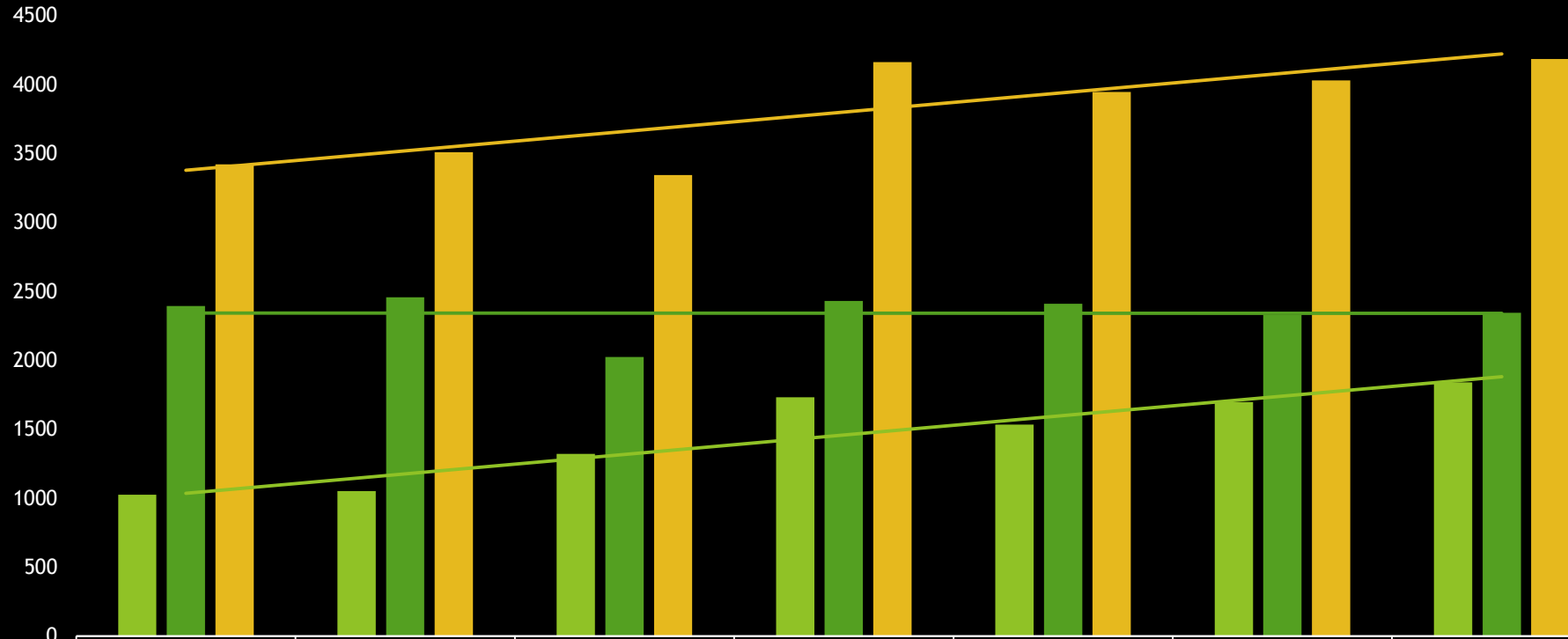
HeathChoices Funded Service Type	Persons Served FY15-16 & 16-17	Dollars FY15-16 & 16-17
Inpatient psychiatric, & Extended Acute Care	1,137/1,161	\$17,150,299/ 18,401, 044
Partial Hospitalization	417/420	\$1,286,404/ 1,381,270
Outpatient	9,841/10,184	\$8,201,843/ 8,092,472
Behavioral Health Rehabilitation Services	1,839/1,710	\$11,581,722/ 10,617,852
Residential Treatment	38/50	\$2,771,186/ 3,434,227
Clozapine/Clozapine Support	1/9	\$283/ 744
Crisis Intervention	1,237/1,356	\$465,754/ 319,373
Family Based MH Services	236/255	\$2,968,728/ 3,392,325
Targeted MH Case Management	2,207/2,088	\$5,193,950 / 5,122,857
Peer Support Services	110/110	\$254,759/ 205,209
Other MH, ACT, Specialized treatment, Tele-psychiatry	558/944	\$1,886,866 / 1,846,258
MANAGED CARE MH TOTAL:	11,446/11,732	\$51,501,795/ 52,885,633

Crisis Intervention

- ▶ Core services are Telephone, Walk- In, Mobile, and Team Mobile Crisis Intervention Services.
- ▶ Also provides Disaster planning and coordination All CI staff are trained in and participate in the County's Disaster Crisis Outreach Response Team (DCORT). DCORT participates in regular training exercises and pursues various disaster preparedness initiatives via membership in the Pennsylvania South Central Task Force.
- ▶ All CI staff members have completed the required certification process in NIMS (National Incident Management System). CI also participates with and oversees the County's Critical Incident Management (CISM) team, which provides debriefing services to first responders. The CISM team is comprised of over 60 representatives from various behavioral health organizations, police departments, fire departments and other emergency response workers from Central Pennsylvania.
- ▶ Crisis collaborates with CMU and Pennsylvania Psychiatric Institute for the Bridge Program to provide follow up after hospitalization outreach and to help link persons hospitalized at PPI with aftercare and treatment resources and case management resources. Crisis served 37 persons in the Bridge Program in FY 16-17.
- ▶ Crisis also has a Homeless Outreach specialist who collaborates with various homeless programs and services to help homeless people obtain services including mental health services. Crisis conducted outreaches and interventions for 420 homeless persons in FY 16-17.

Crisis Data

Crisis Contact Dispositions



	FY 10-11	FY 11-12	FY 12-13	FY 13-14	FY 14-15	FY 15-16	FY 16-17
Hospitalizations	1026	1052	1321	1731	1534	1698	1840
Diversion	2394	2457	2023	2431	2411	2331	2345
Total	3420	3509	3344	4162	3945	4029	4185

■ Hospitalizations
 ■ Diversion
 ■ Total
 — Linear (Hospitalizations)
 — Linear (Diversion)
 — Linear (Total)

Questions - Comments

- ▶ Thanks to the staff and the providers who make this possible!
- ▶ Full Report will be posted on County web site
- ▶ www.DauphinCounty.org
- ▶ Navigate to > Government services > Human Services > Mental Health Intellectual Disabilities

Daniel E. Eisenhauer

Administrator

100 Chestnut Street

Harrisburg, PA 17101

deisenhauer@dauphinc.org